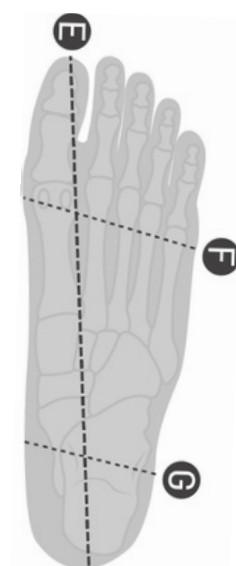
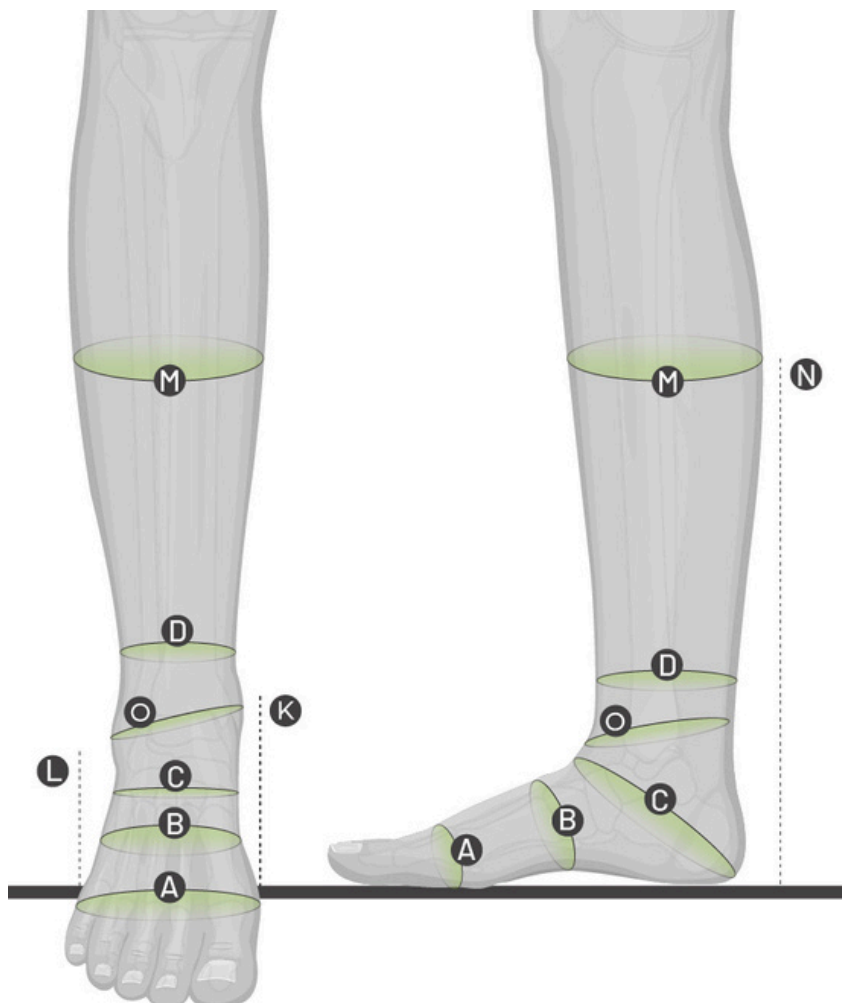
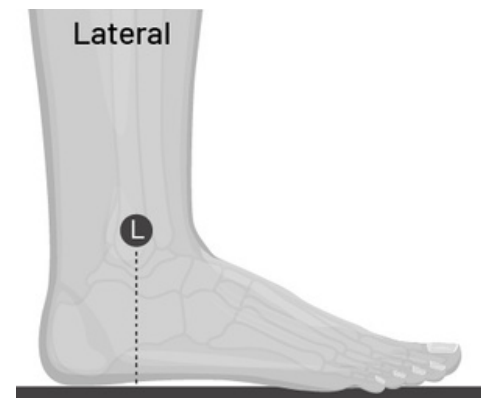
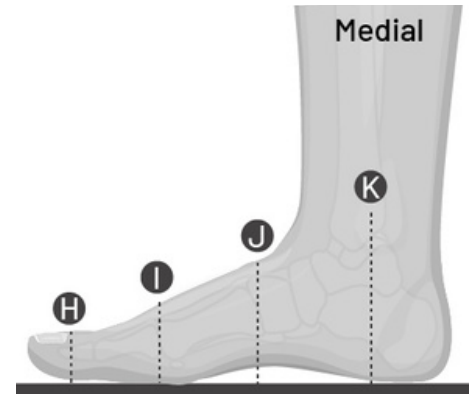




Appendix 2: Diagrams of length, width and circumference measurements

- A. Circumference of forefoot/ at the MTP joints
- B. Circumference of midfoot / at highest point of the arch
- C. Circumference around the heel and ankle / back of heel to front of ankle
- D. Circumference above the ankle / above the malleoli
- E. Length of the foot
- F. Width of the forefoot at the MTP joints
- G. Width of the heel
- H. Height of the toes
- I. Height of the great toe joint
- J. Height of midfoot at highest point of arch
- K. Height to the midpoint of the medial malleoli
- L. Height to the midpoint of the lateral malleoli
- M. Calf circumference at the widest point of calf
- N. Height at the widest point of the calf
- O. Circumference around the malleoli



Note regarding measurements E, F and G: Use pages 5 and 6 to trace around each foot or orthosis with a thin pencil keeping the pencil as upright as possible. Ensure the barefoot is in comfortable corrected alignment before tracing. Rule the lines of measure E,F,G on the tracing and then transfer the measurements to the table.